



Steering, Brake & Suspension Specialists


## #M2PSH-RT Installation Instructions

Mustang II Front End Power Steering Hose Kit for use with 1982-1988 T-Bird and 1979-93 Mustang Rack & Pinion





### Instructions:

This Classic Performance Products, Inc. hose kit is designed to use o-ring fittings, and replace the factory-style Teflon washers. This kit includes one brass insert to convert the power steering pump pressure fitting to inverted flare if needed. When using inverted flare hoses, insert the provided brass insert into the power steering pump pressure fitting port if needed. You may need to tap the insert in place with a small punch.




a line wrench is used to tighten the hoses.

*Note: The pressure hose will attach to the smaller AN fitting (14mm x 1.5) and the return hose will attach to the large AN Fitting (16mm x 1.5). The return port on the rack is the top one closest to the splined shaft. The pressure port is the one below it.*



Be sure to use a line wrench to tightening down all fittings. Install the AN o-ring fitting adapters into the rack. Tighten them down snug. **Do not over tighten.** Be cautious as over time, many reconditioned rack fitting ports get worn and become weak, so its very easy

to strip the threads by over tightening. When installing the hose kit, place a wrench on the AN fitting adapter to keep it from turning, while



Classic Performance Products, Inc. 714.522.2000 | fax 714.522.2500  
175 E. Freedom Avenue | Anaheim, CA 92801 | www.classicperform.com